

# GVI FIRE PUMP METERS - DIMENSIONAL DATA

MACHINED or CAST CARBON STEEL "WCB"

## CONSTRUCTION & SPECIFICATIONS

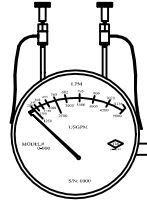
**MATERIALS:** MACHINED 1018 / 1026 CARBON STEEL  
or CAST CARBON STEEL "WCB"

**VALVES:** 1/4" BRASS BALL

**FLANGE OPT:** 150# ANSI B 16.5  
300# ANSI B 16.5

**ID TAG:** POLYCARBONATE

## METER DATA



**CONSTRUCTION:** ALUMINUM BODY

**OPERATION:** DIAPHRAGM (BUNA CONVOLUTED)

**ACCURACY:** +2% FULL SCALE

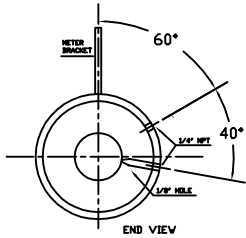
**TEMPERATURE:** 180°F / 80°C

**PRESSURE:** 500 PSIG - 3450 KPA

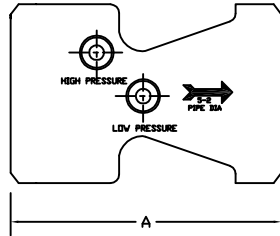
**APPROX. WEIGHT:** 3.75 LBS (1.7 KGS)

4" DIAL STANDARD - 6" DIAL AVAILABLE

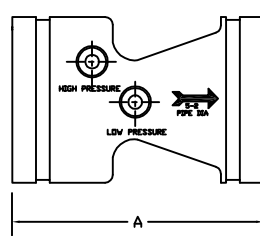
MATERIALS AVAILABLE: STAINLESS STEEL, BRASS, ALUMINUM, MONEL, VARIOUS PLASTICS, EPOXY COATED, AND MANY OTHERS. PLEASE CONSULT FACTORY.



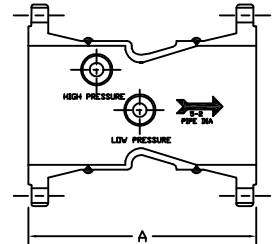
BUTT WELD / GROOVED



BUTT WELD



GROOVED



FLANGED

SIZE	BUTT WELD & GROOVED		150 # FLANGED		300# FLANGED	
	"A" DIM	APPROX. WEIGHT	"A" DIM	APPROX. WEIGHT	"A" DIM	APPROX. WEIGHT
1-1/4"	4.875	2 lbs.	—	—	—	—
2"	5.000	3.5 lbs.	—	—	—	—
2-1/2"	4.000	5 lbs.	9.250	21 lbs.	10.000	28 lbs.
3"	4.000	6 lbs.	9.375	30 lbs.	10.250	36 lbs.
3-1/2"	—	—	—	—	—	—
4"	5.375	10 lbs.	11.375	40 lbs.	12.125	60 lbs.
5"	6.000	20 lbs.	13.000	58 lbs.	13.750	84 lbs.
6"	7.000	22 lbs.	14.000	70 lbs.	14.750	106 lbs.
8"	7.250	31 lbs.	15.250	93 lbs.	16.000	181 lbs.
10"	8.000	45 lbs.	16.000	149 lbs.	17.250	227 lbs.
12"	12.000	78 lbs.	21.000	238 lbs.	22.250	358 lbs.
14"	14.000	85 lbs.	—	—	—	—
16"	28.000	166 lbs.	—	—	—	—

## OPERATING INSTRUCTIONS

- CLOSE SYSTEM VALVE.
- OPEN SYSTEM BY-PASS VALVE AND THROTTLE VALVE.
- PURGE METER LOCATED ON VENTURI AS FOLLOWS:
  - OPEN SHUT-OFF VALVES & VENT VALVES.
  - WHEN A STEADY STREAM OF WATER IS PASSING THROUGH EACH PLASTIC HOSE, THE METER IS PURGED OF AIR.
  - CLOSE VENT VALVE AFTER PURGING.
- START FIRE PUMP, READ METER IN GPM / LPM
- REFER TO PUMP GPM / LPM REQUIREMENT AND ADJUST THROTTLE VALVE FOR THIS REQUIREMENT.
- AFTER TEST OPEN SYSTEM VALVE AND CLOSE SYSTEM BY-PASS AND THROTTLE VALVES.

